

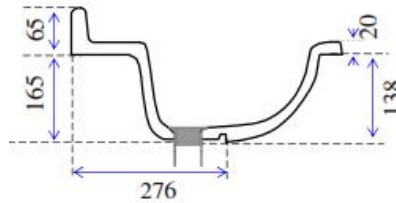
Semi Recessed (610 x 290)

Picture

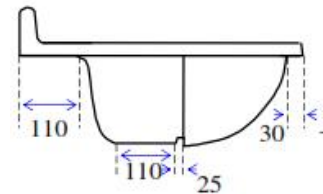


Colour	White or Ivory
Tap Holes	1,2 or 3
Plug & Waste	40mm
Weight	13 kgs
Bowl Capacity	9 litres
Material	Cultured Marble
Guarantee	10 years

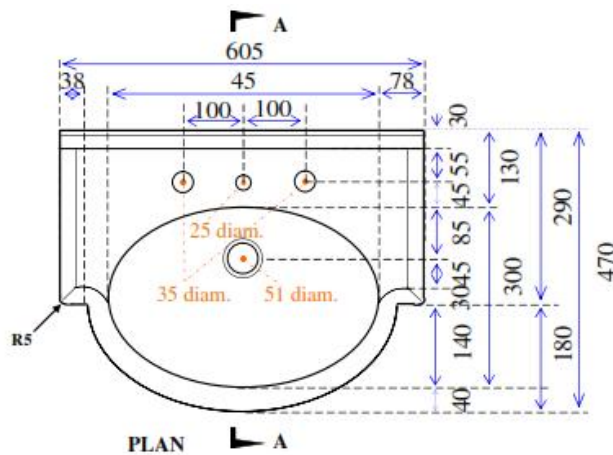
Cross Section A-A



End Elevation



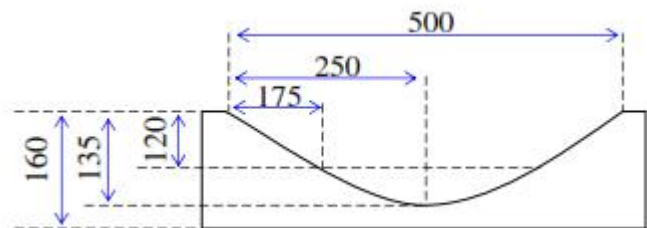
Plan View



Front Elevation



Splash Panel Cutout



Not to Scale

ALL DIMENSIONS SHOWN IN MILLIMETERS

Specifications subject to change without notice. All sizes are nominal within industry tolerances.

Measurements are for representation purposes only and do not constitute as scale plans.