

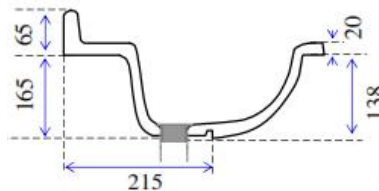
## Semi Recessed (1800 x 290 DB)

### Picture

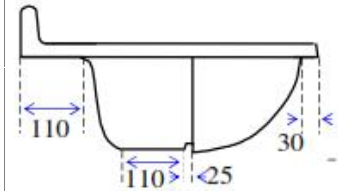


<b>Colour</b>	White or Ivory
<b>Tap Holes</b>	1,2 or 3
<b>Plug &amp; Waste</b>	40mm
<b>Weight</b>	33 kgs
<b>Bowl Capacity</b>	9 litres
<b>Material</b>	Cultured Marble
<b>Guarantee</b>	10 years

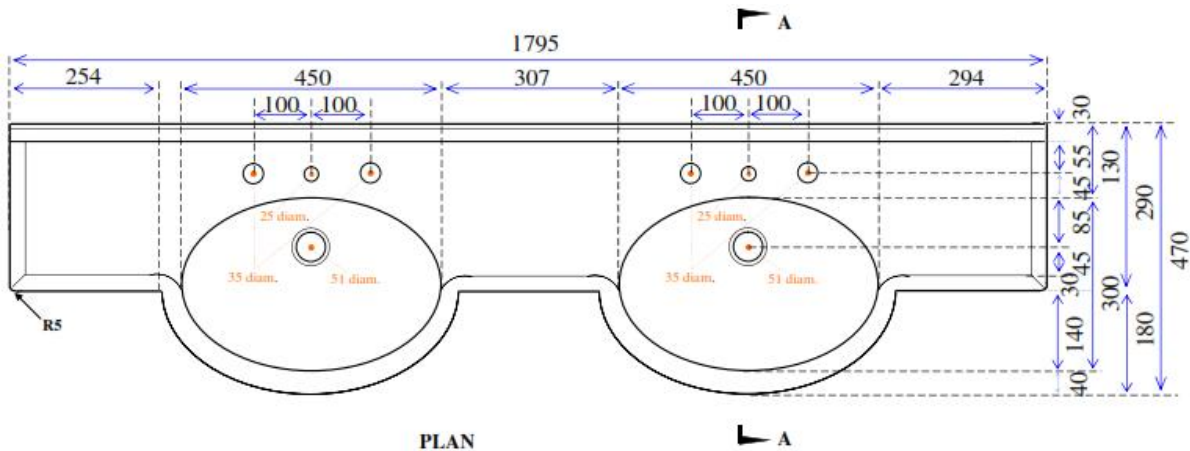
### Cross Section A-A



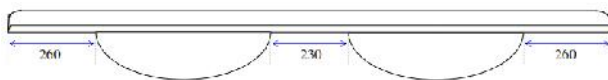
### End Elevation



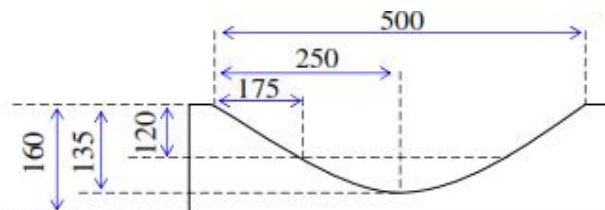
### Plan View



### Front Elevation



### Splash Panel Cutout



*Not to Scale*

**ALL DIMENSIONS SHOWN IN MILLIMETERS**

Specifications subject to change without notice. All sizes are nominal within industry tolerances.

Measurements are for representation purposes only and do not constitute as scale plans.