

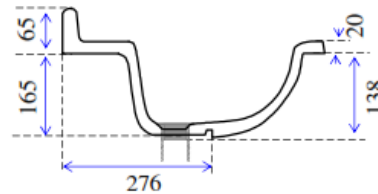
Semi Recessed (1215 x 290)

Picture

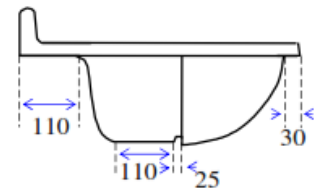


| | |
|-------------------------|----------------|
| Colour | White or Ivory |
| Tap Holes | 1,2 or 3 |
| Plug & Waste | 40mm |
| Weight | 20 kgs |
| Bowl Capacity | 9 litres |
| Material | Polymarble |
| Guarantee | 10 years |

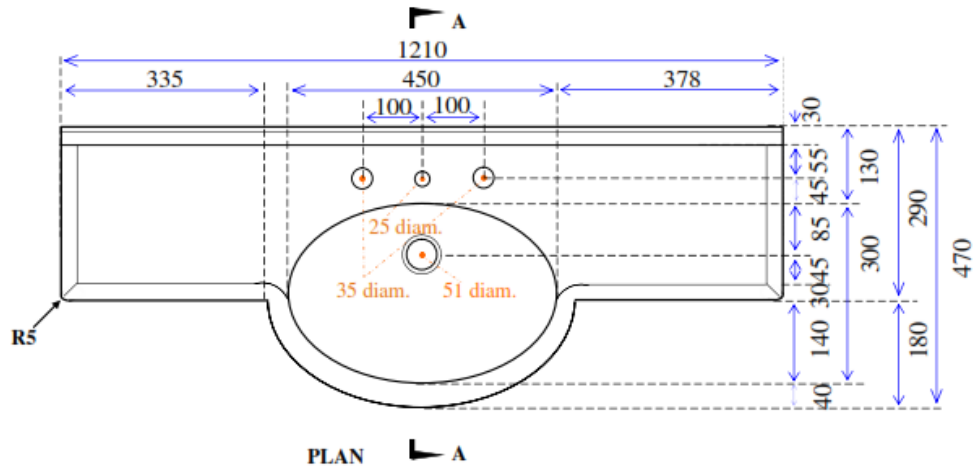
Cross Section A-A



End Elevation



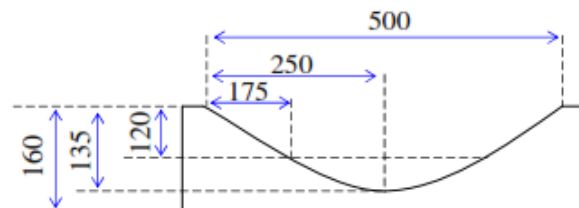
Plan View



Front Elevation



Splash Panel Cutout



Not to Scale

ALL DIMENSIONS SHOWN IN MILLIMETERS

Specifications subject to change without notice. All sizes are nominal within industry tolerances.

Measurements are for representation purposes only and do not constitute as scale plans.