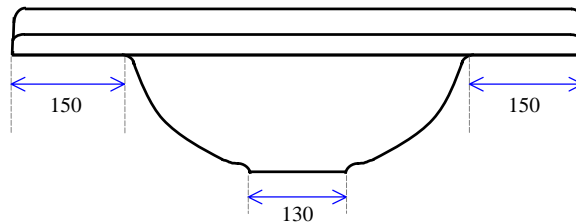
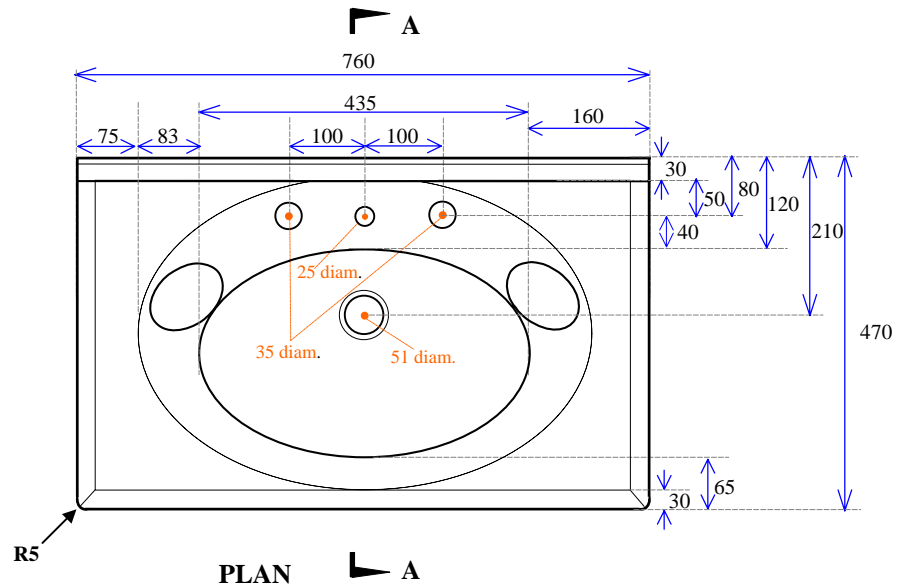
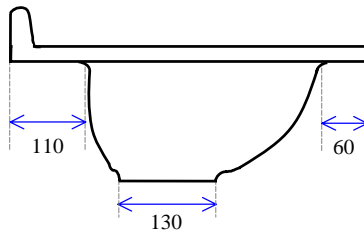


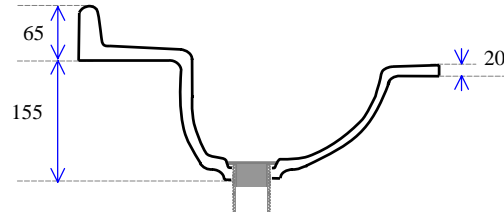
760 x 470



FRONT ELEVATION



END ELEVATION



Section A - A

Notes:

1. All edges finished safely
2. 51mm waste hole for 40mm waste & plug
3. Waste not supplied
4. Available with 1, 2 or 3 tap holes
5. Facing thickness: Gelcoat 0.5mm
6. Weighs 14 Kgs (Polymarble)
7. Bowl capacity is 7 litres.

MODEL: 760 x 470

Not to Scale

ALL DIMENSIONS SHOWN IN MILLIMETERS

Specifications subject to change without notice.

All sizes are nominal within industry tolerances.

Measurements are for representation purposes only and do not constitute scale plans.